

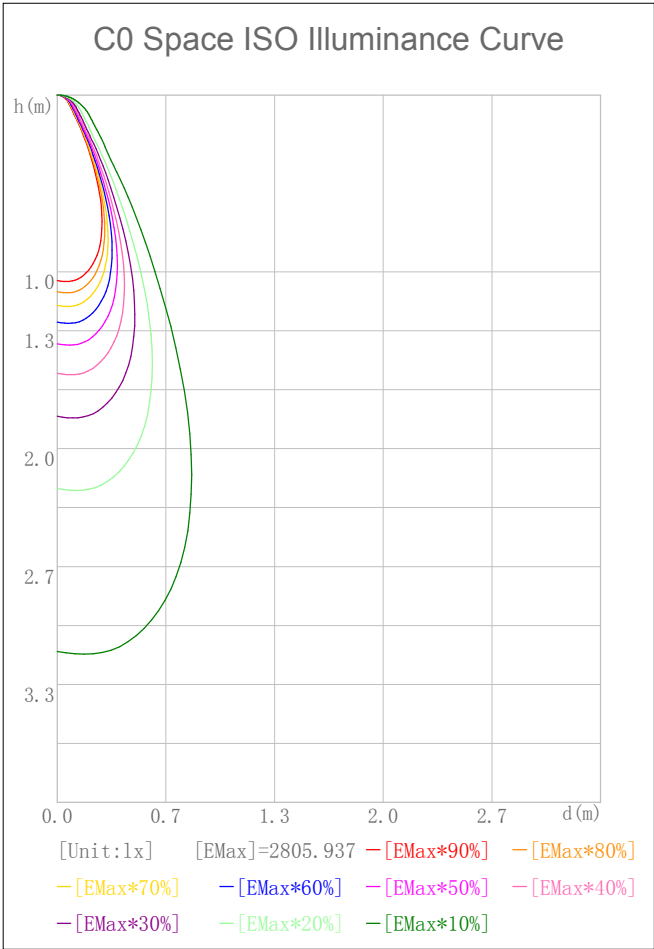
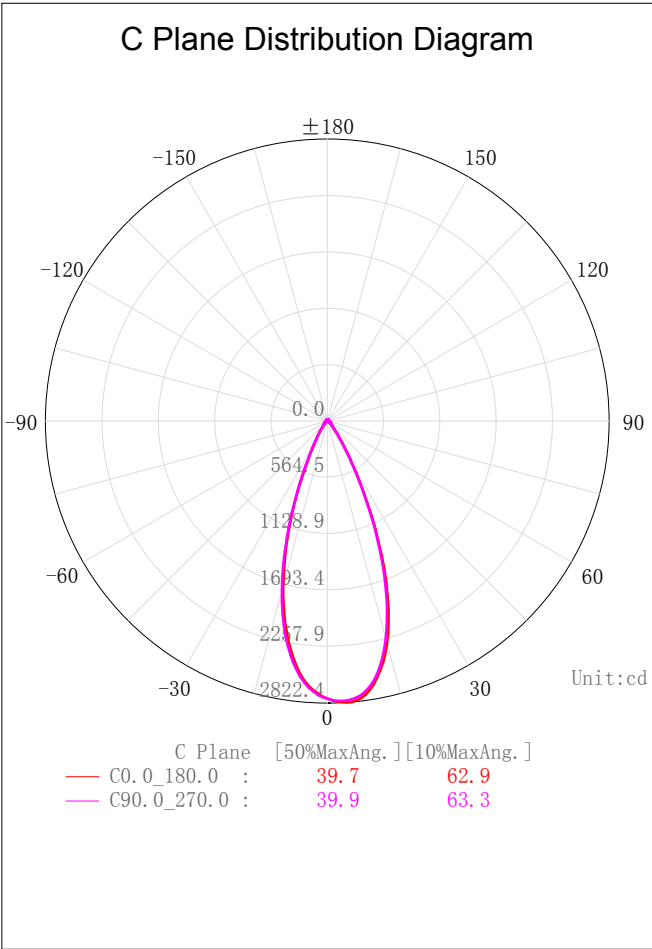
Indoor Luminaire Photometric Data

Description Information

Luminary Name: TR04-20-XX-01 2700K RA90 36D		Lum. Catalog:	Test ID: QIU MEI
Lamp Name:		Lamp Catalog: LED	Test Date: 2019/09/05
Manufacture: Shenzhen Norming Lighting Co., Ltd		Shld.Ang(°):	Test Machine:GON-2000
Test Lab: Quality Department		Frequency(Hz):	Lamp CCT(K): Ra:
Lum.Size(W*L*H):0.060m*0.060m*0.250m		Lum.Area(m2):0.019	Lum.W(kg): 0.000
Test System: C, γ	Test Step: C=90.0 γ=1.0	Temp.(°C): 25	Humidity(%): 50.0

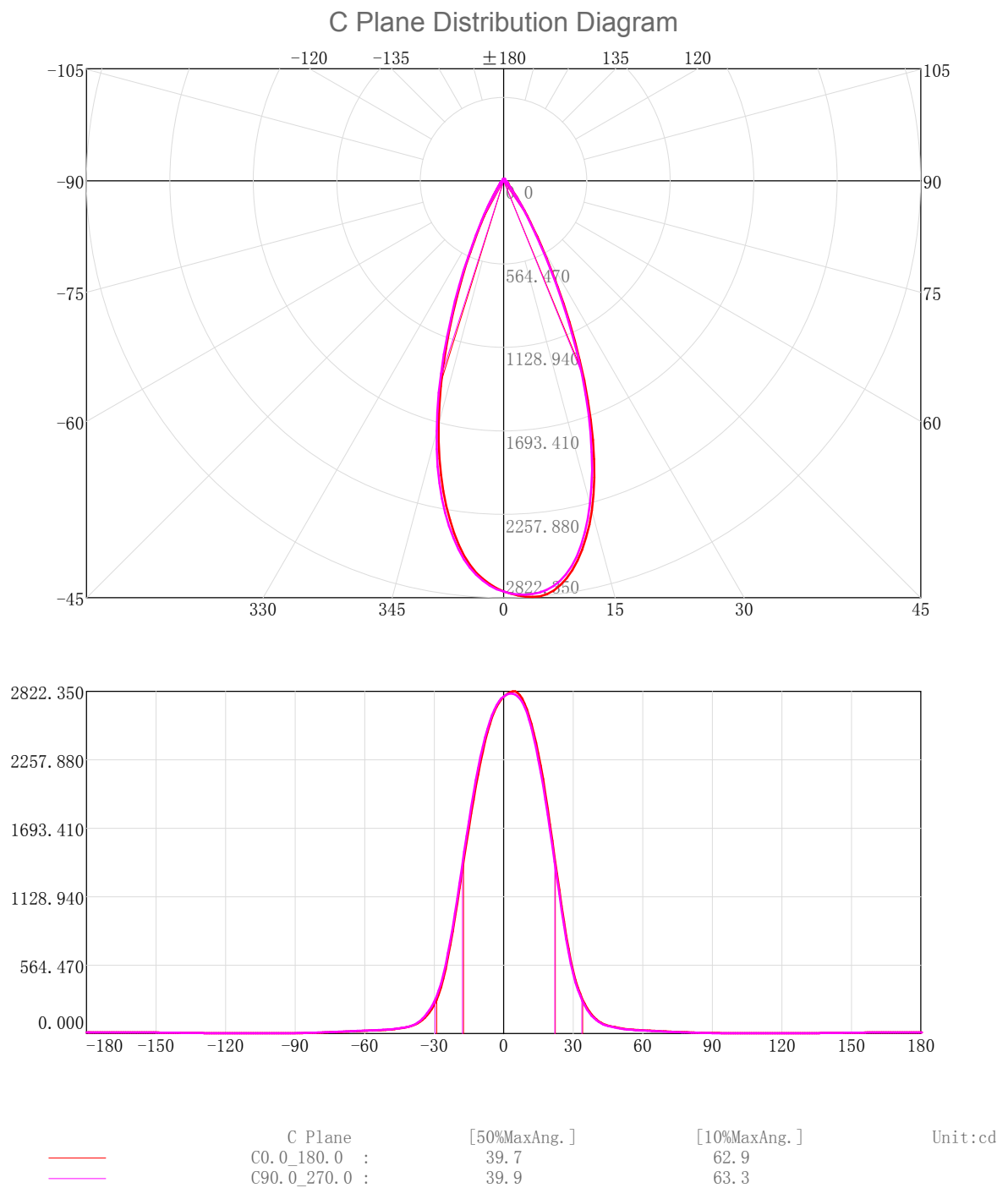
Character Parameter

Lamp Speciality Parameter		Luminaire Speciality Parameter	
Rated Flux(lm): 1438.370	Luminary Flux(lm): 1438.372	Field Angle(10%Imax): 62.9(°)	
Rated Power(W):	Luminary Efficiency: 100.00%	Down Lumens&Percent: 1401.504lm 97.44%	
Rated Voltage(V):	Luminary EER(lm/W): 75.189	Up Lumens&Percent: 36.867lm 2.56%	
Tested Power(W): 19.130	Max. Candela(cd): 2822.350	S/MH: C0_a180=0.658 C90_270=0.659	
Lamps' Inside: 1	Max Cand@Ang.(°): C=0.0 γ=4.0	CIE Type: Semi-Direct	
Tested Electrics(V, A, pf):239.6, 0.081, 0.976Beam Angle(50%Imax): 39.7(°)		ErP Φuse(90°): 1302.650lm	
Lamp Size(W*L*H):0.060m*0.060m*0.250m		IRF(%): 398.389	



2D Plane Light Intensity Distribution Curve

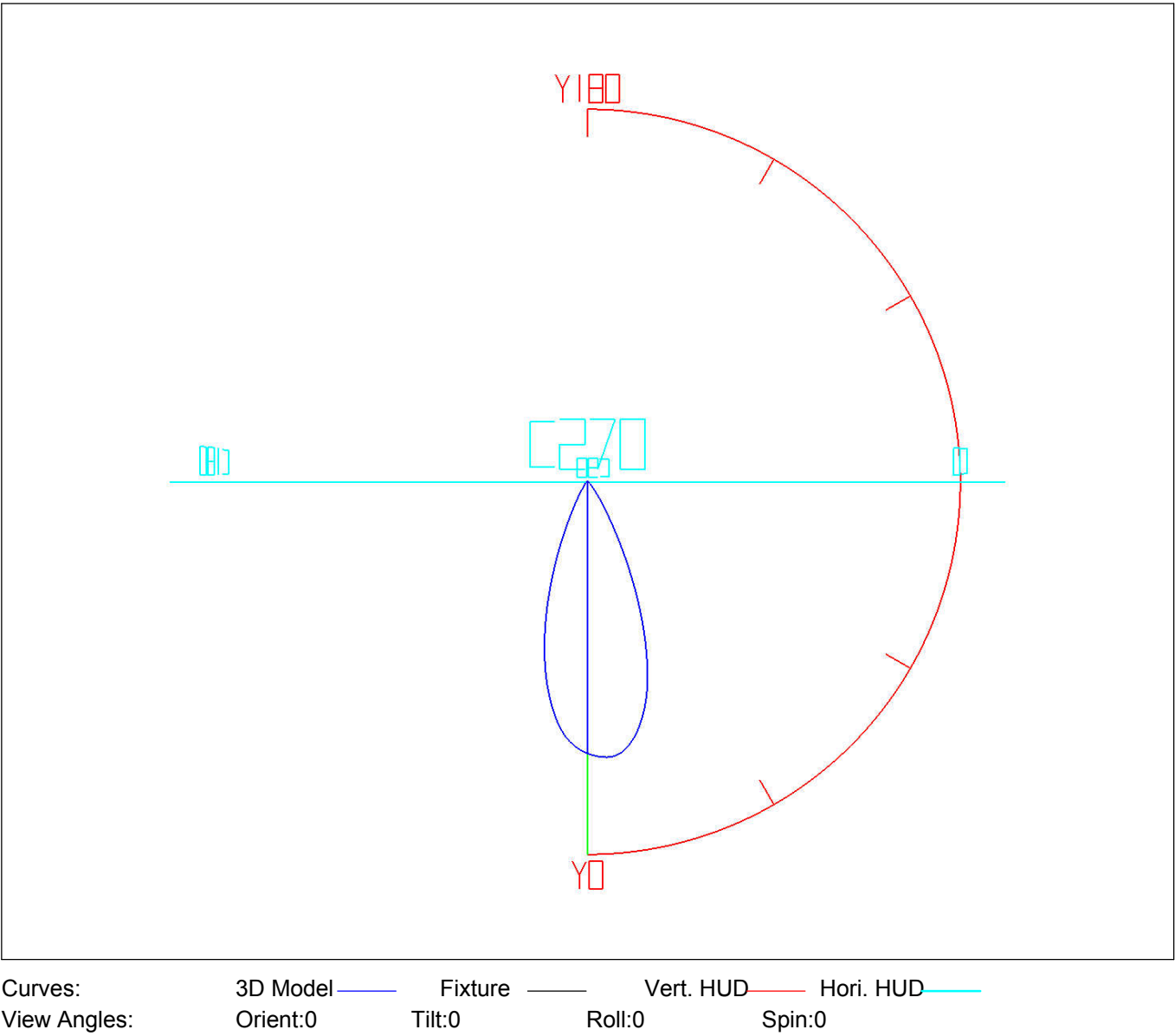
Lum. Name:TR04-20-XX-01 2700K RA90 36D	Lum. Catelog:	Test ID:QIU MEI
Lamp Name:	Lamp Catelog:LED	Test Lab:Quality Department
Manufacture:Shenzhen Norming Lighting Co., Ltd	Test Machine:GON-2000	Test Date:2019/09/05



3D Light Intensity Distribution Modal

Lum. Name:TR04-20-XX-01 2700K RA90 36D	Lum. Catelog:	Test ID:QIU MEI
Lamp Name:	Lamp Catelog:LED	Test Lab:Quality Department
Manufacture:Shenzhen Norming Lighting Co., Ltd	Test Machine:GON-2000	Test Date:2019/09/05

3D Light Intensity Distribution Modal



IES Indoor Report

Photometric Filename:TR04-20-XX-01 2700K RA90 36D.IES

Zonal Flux Tabulation

Zone (γ)	Zone Flux (lm)	Sums Flux (lm)	Zone%Lamp	Sums%Lamp	Zone (γ)	Zone Flux (lm)	Sums Flux (lm)	Zone%Lamp	Sums%Lamp
0.0-1.0	2.66	2.66	0.18	0.18	47.0-48.0	3.76	1321.20	0.26	91.85
1.0-2.0	7.96	10.62	0.55	0.74	48.0-49.0	3.58	1324.78	0.25	92.10
2.0-3.0	13.22	23.83	0.92	1.66	49.0-50.0	3.40	1328.18	0.24	92.34
3.0-4.0	18.39	42.23	1.28	2.94	50.0-51.0	3.25	1331.42	0.23	92.56
4.0-5.0	23.45	65.68	1.63	4.57	51.0-52.0	3.12	1334.55	0.22	92.78
5.0-6.0	28.34	94.02	1.97	6.54	52.0-53.0	3.02	1337.57	0.21	92.99
6.0-7.0	33.00	127.03	2.29	8.83	53.0-54.0	2.93	1340.49	0.20	93.20
7.0-8.0	37.38	164.41	2.60	11.43	54.0-55.0	2.85	1343.35	0.20	93.39
8.0-9.0	41.43	205.84	2.88	14.31	55.0-56.0	2.78	1346.13	0.19	93.59
9.0-10.0	45.12	250.96	3.14	17.45	56.0-57.0	2.72	1348.84	0.19	93.78
10.0-11.0	48.39	299.36	3.36	20.81	57.0-58.0	2.66	1351.51	0.19	93.96
11.0-12.0	51.20	350.56	3.56	24.37	58.0-59.0	2.61	1354.12	0.18	94.14
12.0-13.0	53.49	404.05	3.72	28.09	59.0-60.0	2.56	1356.68	0.18	94.32
13.0-14.0	55.25	459.30	3.84	31.93	60.0-61.0	2.50	1359.18	0.17	94.49
14.0-15.0	56.47	515.77	3.93	35.86	61.0-62.0	2.44	1361.62	0.17	94.66
15.0-16.0	57.10	572.87	3.97	39.83	62.0-63.0	2.38	1364.00	0.17	94.83
16.0-17.0	57.11	629.97	3.97	43.80	63.0-64.0	2.31	1366.31	0.16	94.99
17.0-18.0	56.49	686.47	3.93	47.73	64.0-65.0	2.24	1368.55	0.16	95.15
18.0-19.0	55.27	741.74	3.84	51.57	65.0-66.0	2.16	1370.71	0.15	95.30
19.0-20.0	53.52	795.26	3.72	55.29	66.0-67.0	2.09	1372.80	0.14	95.44
20.0-21.0	51.30	846.56	3.57	58.86	67.0-68.0	2.01	1374.80	0.14	95.58
21.0-22.0	48.66	895.22	3.38	62.24	68.0-69.0	1.93	1376.73	0.13	95.71
22.0-23.0	45.61	940.84	3.17	65.41	69.0-70.0	1.85	1378.58	0.13	95.84
23.0-24.0	42.25	983.08	2.94	68.35	70.0-71.0	1.78	1380.36	0.12	95.97
24.0-25.0	38.67	1021.76	2.69	71.04	71.0-72.0	1.70	1382.06	0.12	96.09
25.0-26.0	35.04	1056.79	2.44	73.47	72.0-73.0	1.63	1383.69	0.11	96.20
26.0-27.0	31.47	1088.26	2.19	75.66	73.0-74.0	1.56	1385.24	0.11	96.31
27.0-28.0	28.07	1116.33	1.95	77.61	74.0-75.0	1.48	1386.73	0.10	96.41
28.0-29.0	24.93	1141.26	1.73	79.34	75.0-76.0	1.42	1388.14	0.10	96.51
29.0-30.0	22.09	1163.36	1.54	80.88	76.0-77.0	1.35	1389.49	0.09	96.60
30.0-31.0	19.57	1182.92	1.36	82.24	77.0-78.0	1.28	1390.77	0.09	96.69
31.0-32.0	17.33	1200.25	1.20	83.45	78.0-79.0	1.21	1391.99	0.08	96.78
32.0-33.0	15.34	1215.59	1.07	84.51	79.0-80.0	1.15	1393.14	0.08	96.86
33.0-34.0	13.58	1229.17	0.94	85.46	80.0-81.0	1.09	1394.22	0.08	96.93
34.0-35.0	12.02	1241.19	0.84	86.29	81.0-82.0	1.03	1395.25	0.07	97.00
35.0-36.0	10.62	1251.81	0.74	87.03	82.0-83.0	0.97	1396.22	0.07	97.07
36.0-37.0	9.40	1261.21	0.65	87.68	83.0-84.0	0.91	1397.13	0.06	97.13
37.0-38.0	8.35	1269.56	0.58	88.26	84.0-85.0	0.85	1397.98	0.06	97.19
38.0-39.0	7.44	1277.00	0.52	88.78	85.0-86.0	0.80	1398.78	0.06	97.25
39.0-40.0	6.66	1283.66	0.46	89.24	86.0-87.0	0.75	1399.53	0.05	97.30
40.0-41.0	6.01	1289.66	0.42	89.66	87.0-88.0	0.70	1400.22	0.05	97.35
41.0-42.0	5.47	1295.13	0.38	90.04	88.0-89.0	0.66	1400.88	0.05	97.39
42.0-43.0	5.04	1300.17	0.35	90.39	89.0-90.0	0.62	1401.50	0.04	97.44
43.0-44.0	4.69	1304.86	0.33	90.72	90.0-91.0	0.60	1402.10	0.04	97.48
44.0-45.0	4.42	1309.28	0.31	91.03	91.0-92.0	0.58	1402.68	0.04	97.52
45.0-46.0	4.19	1313.47	0.29	91.32	92.0-93.0	0.57	1403.25	0.04	97.56
46.0-47.0	3.97	1317.44	0.28	91.59	93.0-94.0	0.55	1403.80	0.04	97.60

IES Indoor Report

Photometric Filename:TR04-20-XX-01 2700K RA90 36D.IES

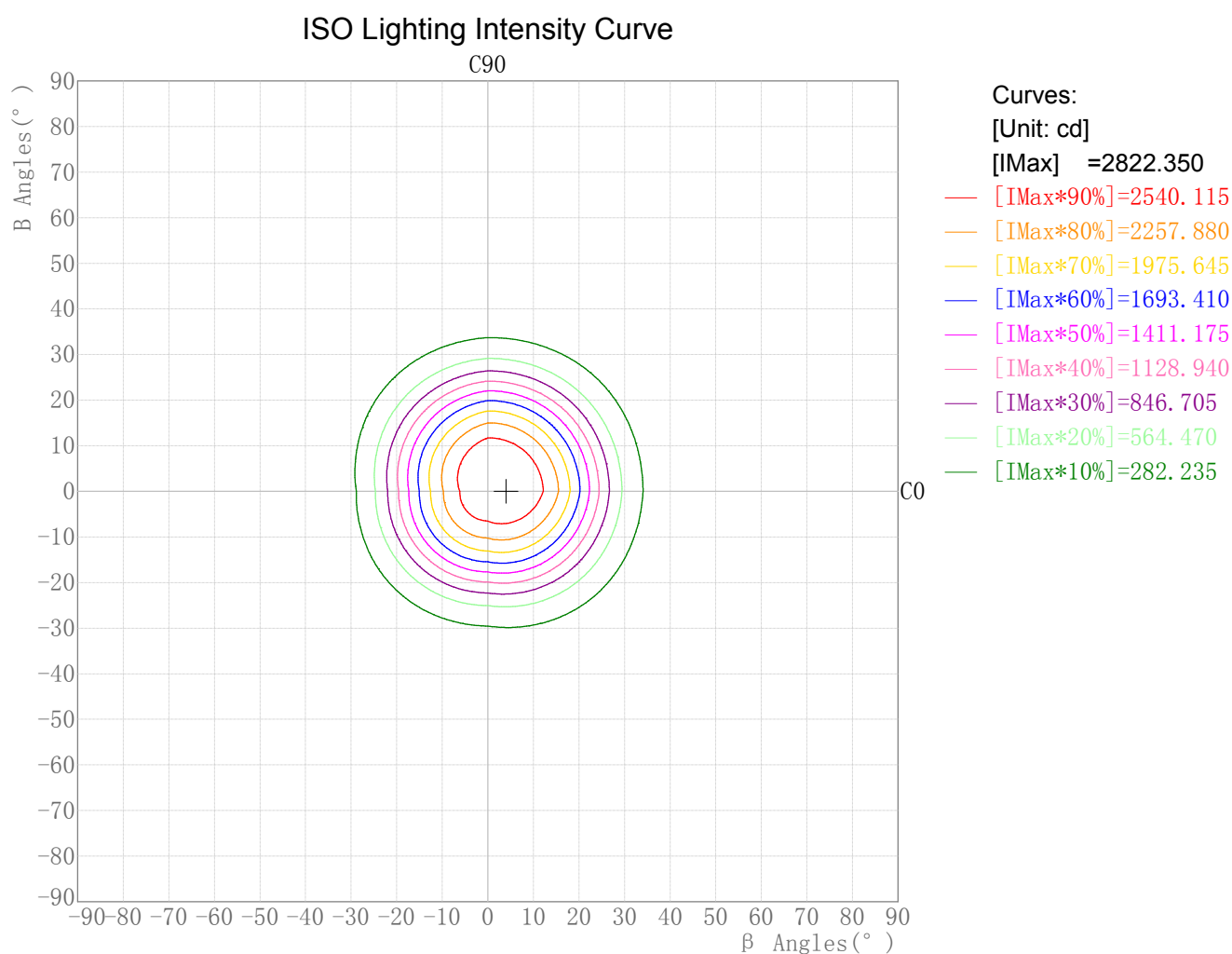
Zonal Flux Tabulation - (Cont.)

Zone (γ)	Zone Flux (lm)	Sums Flux (lm)	Zone%Lamp	Sums%Lamp	Zone (γ)	Zone Flux (lm)	Sums Flux (lm)	Zone%Lamp	Sums%Lamp
94. 0-95. 0	0. 54	1404. 34	0. 04	97. 63	141. 0-142. 0	0. 51	1425. 08	0. 04	99. 08
95. 0-96. 0	0. 53	1404. 88	0. 04	97. 67	142. 0-143. 0	0. 52	1425. 60	0. 04	99. 11
96. 0-97. 0	0. 52	1405. 40	0. 04	97. 71	143. 0-144. 0	0. 52	1426. 12	0. 04	99. 15
97. 0-98. 0	0. 51	1405. 91	0. 04	97. 74	144. 0-145. 0	0. 52	1426. 64	0. 04	99. 18
98. 0-99. 0	0. 50	1406. 41	0. 03	97. 78	145. 0-146. 0	0. 52	1427. 16	0. 04	99. 22
99. 0-100. 0	0. 49	1406. 90	0. 03	97. 81	146. 0-147. 0	0. 53	1427. 69	0. 04	99. 26
100. 0-101. 0	0. 48	1407. 39	0. 03	97. 85	147. 0-148. 0	0. 52	1428. 21	0. 04	99. 29
101. 0-102. 0	0. 48	1407. 86	0. 03	97. 88	148. 0-149. 0	0. 52	1428. 74	0. 04	99. 33
102. 0-103. 0	0. 47	1408. 33	0. 03	97. 91	149. 0-150. 0	0. 52	1429. 26	0. 04	99. 37
103. 0-104. 0	0. 46	1408. 79	0. 03	97. 94	150. 0-151. 0	0. 52	1429. 77	0. 04	99. 40
104. 0-105. 0	0. 45	1409. 24	0. 03	97. 97	151. 0-152. 0	0. 51	1430. 28	0. 04	99. 44
105. 0-106. 0	0. 44	1409. 68	0. 03	98. 01	152. 0-153. 0	0. 50	1430. 79	0. 04	99. 47
106. 0-107. 0	0. 44	1410. 12	0. 03	98. 04	153. 0-154. 0	0. 50	1431. 29	0. 03	99. 51
107. 0-108. 0	0. 43	1410. 55	0. 03	98. 07	154. 0-155. 0	0. 49	1431. 77	0. 03	99. 54
108. 0-109. 0	0. 42	1410. 97	0. 03	98. 10	155. 0-156. 0	0. 48	1432. 25	0. 03	99. 57
109. 0-110. 0	0. 42	1411. 39	0. 03	98. 12	156. 0-157. 0	0. 47	1432. 72	0. 03	99. 61
110. 0-111. 0	0. 41	1411. 80	0. 03	98. 15	157. 0-158. 0	0. 45	1433. 17	0. 03	99. 64
111. 0-112. 0	0. 41	1412. 21	0. 03	98. 18	158. 0-159. 0	0. 44	1433. 61	0. 03	99. 67
112. 0-113. 0	0. 40	1412. 61	0. 03	98. 21	159. 0-160. 0	0. 42	1434. 03	0. 03	99. 70
113. 0-114. 0	0. 40	1413. 01	0. 03	98. 24	160. 0-161. 0	0. 41	1434. 44	0. 03	99. 73
114. 0-115. 0	0. 39	1413. 40	0. 03	98. 26	161. 0-162. 0	0. 39	1434. 83	0. 03	99. 75
115. 0-116. 0	0. 39	1413. 79	0. 03	98. 29	162. 0-163. 0	0. 37	1435. 20	0. 03	99. 78
116. 0-117. 0	0. 39	1414. 18	0. 03	98. 32	163. 0-164. 0	0. 35	1435. 55	0. 02	99. 80
117. 0-118. 0	0. 39	1414. 57	0. 03	98. 35	164. 0-165. 0	0. 33	1435. 89	0. 02	99. 83
118. 0-119. 0	0. 39	1414. 96	0. 03	98. 37	165. 0-166. 0	0. 31	1436. 20	0. 02	99. 85
119. 0-120. 0	0. 39	1415. 35	0. 03	98. 40	166. 0-167. 0	0. 29	1436. 50	0. 02	99. 87
120. 0-121. 0	0. 39	1415. 74	0. 03	98. 43	167. 0-168. 0	0. 27	1436. 77	0. 02	99. 89
121. 0-122. 0	0. 39	1416. 13	0. 03	98. 45	168. 0-169. 0	0. 25	1437. 02	0. 02	99. 91
122. 0-123. 0	0. 39	1416. 52	0. 03	98. 48	169. 0-170. 0	0. 23	1437. 25	0. 02	99. 92
123. 0-124. 0	0. 40	1416. 91	0. 03	98. 51	170. 0-171. 0	0. 21	1437. 46	0. 01	99. 94
124. 0-125. 0	0. 40	1417. 31	0. 03	98. 54	171. 0-172. 0	0. 19	1437. 65	0. 01	99. 95
125. 0-126. 0	0. 40	1417. 72	0. 03	98. 56	172. 0-173. 0	0. 17	1437. 82	0. 01	99. 96
126. 0-127. 0	0. 41	1418. 13	0. 03	98. 59	173. 0-174. 0	0. 15	1437. 96	0. 01	99. 97
127. 0-128. 0	0. 41	1418. 54	0. 03	98. 62	174. 0-175. 0	0. 12	1438. 09	0. 01	99. 98
128. 0-129. 0	0. 42	1418. 96	0. 03	98. 65	175. 0-176. 0	0. 10	1438. 19	0. 01	99. 99
129. 0-130. 0	0. 43	1419. 39	0. 03	98. 68	176. 0-177. 0	0. 08	1438. 27	0. 01	99. 99
130. 0-131. 0	0. 43	1419. 82	0. 03	98. 71	177. 0-178. 0	0. 06	1438. 33	0. 00	100. 00
131. 0-132. 0	0. 44	1420. 26	0. 03	98. 74	178. 0-179. 0	0. 03	1438. 36	0. 00	100. 00
132. 0-133. 0	0. 45	1420. 71	0. 03	98. 77	179. 0-180. 0	0. 01	1438. 37	0. 00	100. 00
133. 0-134. 0	0. 46	1421. 17	0. 03	98. 80					
134. 0-135. 0	0. 46	1421. 63	0. 03	98. 84					
135. 0-136. 0	0. 47	1422. 10	0. 03	98. 87					
136. 0-137. 0	0. 48	1422. 58	0. 03	98. 90					
137. 0-138. 0	0. 49	1423. 07	0. 03	98. 94					
138. 0-139. 0	0. 49	1423. 56	0. 03	98. 97					
139. 0-140. 0	0. 50	1424. 06	0. 03	99. 01					
140. 0-141. 0	0. 51	1424. 57	0. 04	99. 04					

Photometric Filename:TR04-20-XX-01 2700K RA90 36D.IES

Rectangle ISO Lighting Intensity Diagram

Lum. Name: TR04-20-XX-01 2700K RA90 36D	Lum. Catelog:	Test ID: QIU MEI
Lamp Name:	Lamp Catalog: LED	Test Lab: Quality Department
Manufacture: Shenzhen Norming Lighting Co., Ltd	Test Machine:GON-2000	Test Date: 2019/09/05

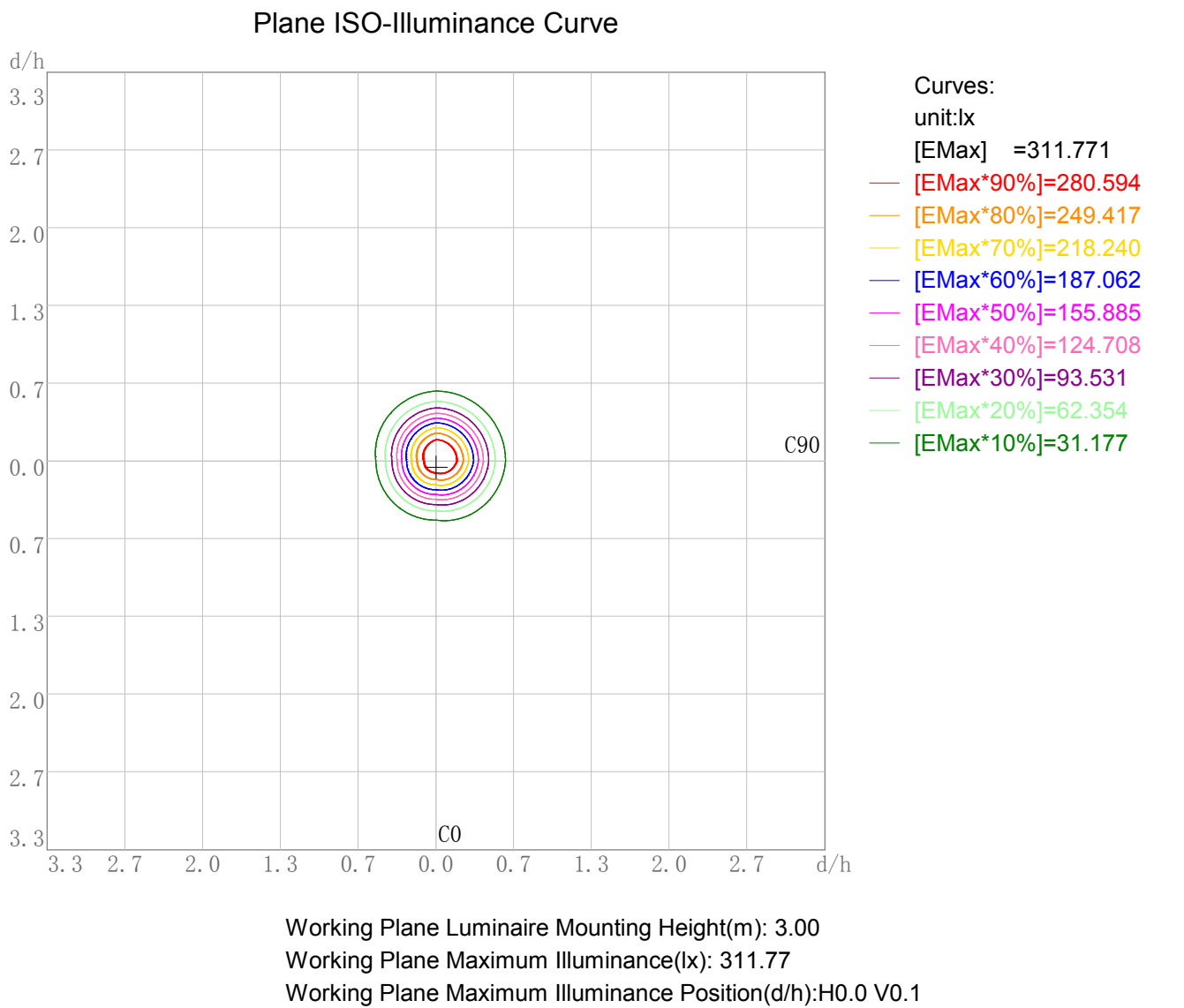


Maximum Light Intensity(cd): 2822.35

Maximum Cand.@Angle: H=4.0°,V=0.0°

Plane ISO-Illuminance Diagram

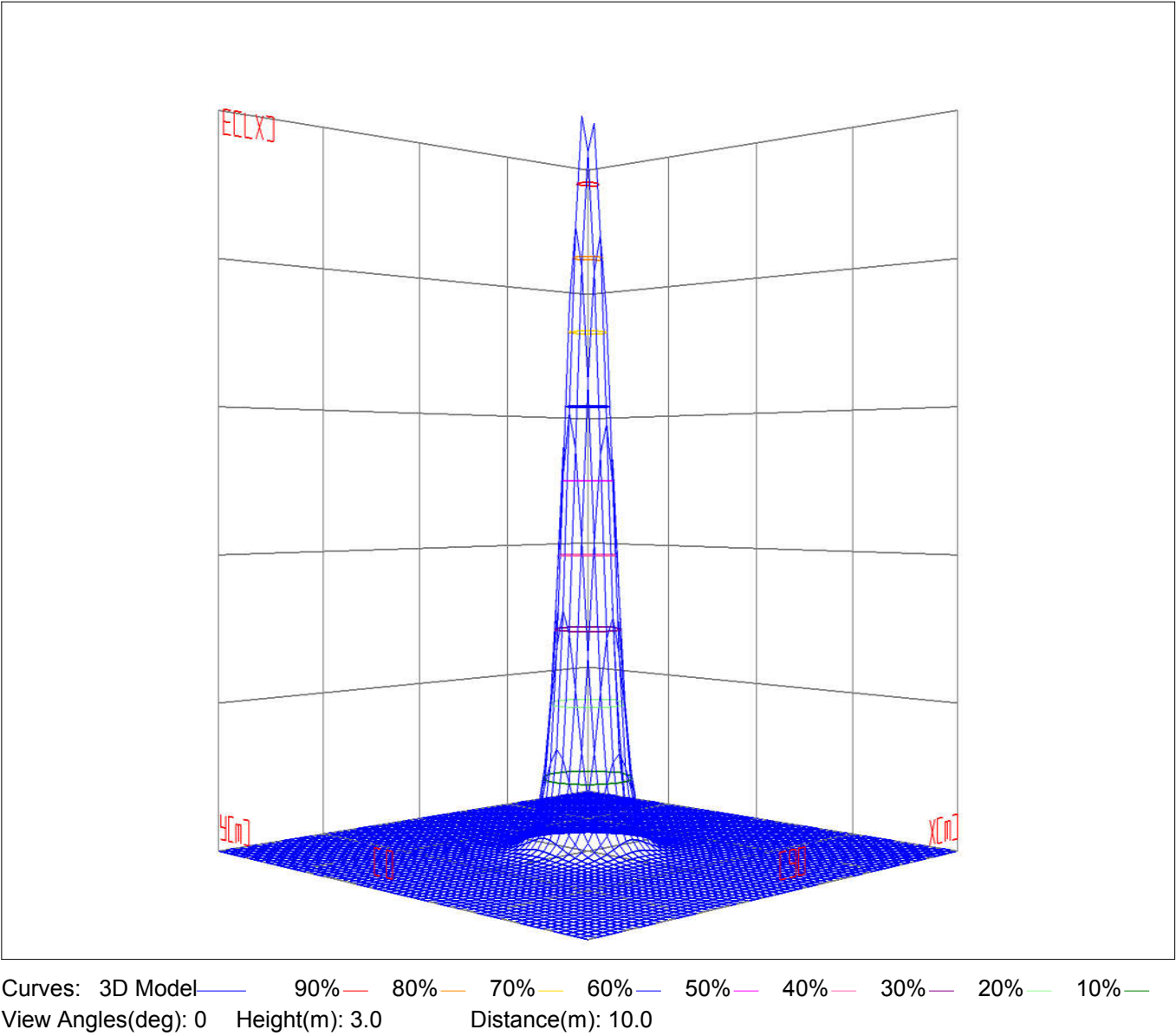
Lum. Name:TR04-20-XX-01 2700K RA90 36D	Lum. Catelog:	Test ID:QIU MEI
Lamp Name:	Lamp Catelog:LED	Test Lab:Quality Department
Manufacture:Shenzhen Norming Lighting Co., Ltd	Test Machine:GON-2000	Test Date:2019/09/05



3D Plane ISO Illuminance Diagram

Lum. Name:TR04-20-XX-01 2700K RA90 36D	Lum. Catelog:	Test ID:QIU MEI
Lamp Name:	Lamp Catelog:LED	Test Lab:Quality Department
Manufacture:Shenzhen Norming Lighting Co., Ltd	Test Machine:GON-2000	Test Date:2019/09/05

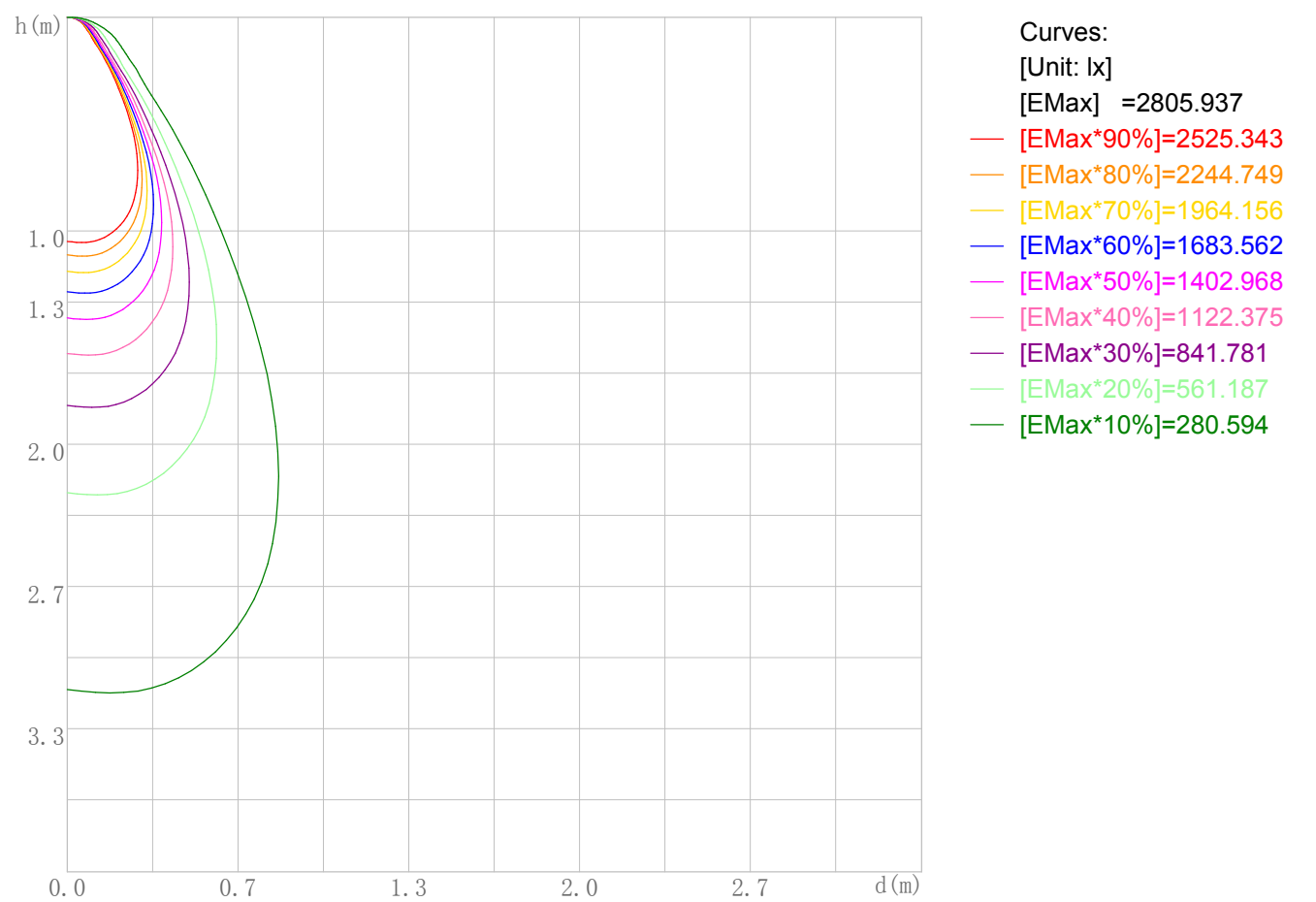
3D Plane Illuminance Modal



Space ISO Illuminance Diagram

Lum. Name:TR04-20-XX-01 2700K RA90 36D	Lum. Catelog:	Test ID:QIU MEI
Lamp Name:	Lamp Catelog:LED	Test Lab:Quality Department
Manufacture:Shenzhen Norming Lighting Co., Ltd	Test Machine:GON-2000	Test Date:2019/09/05

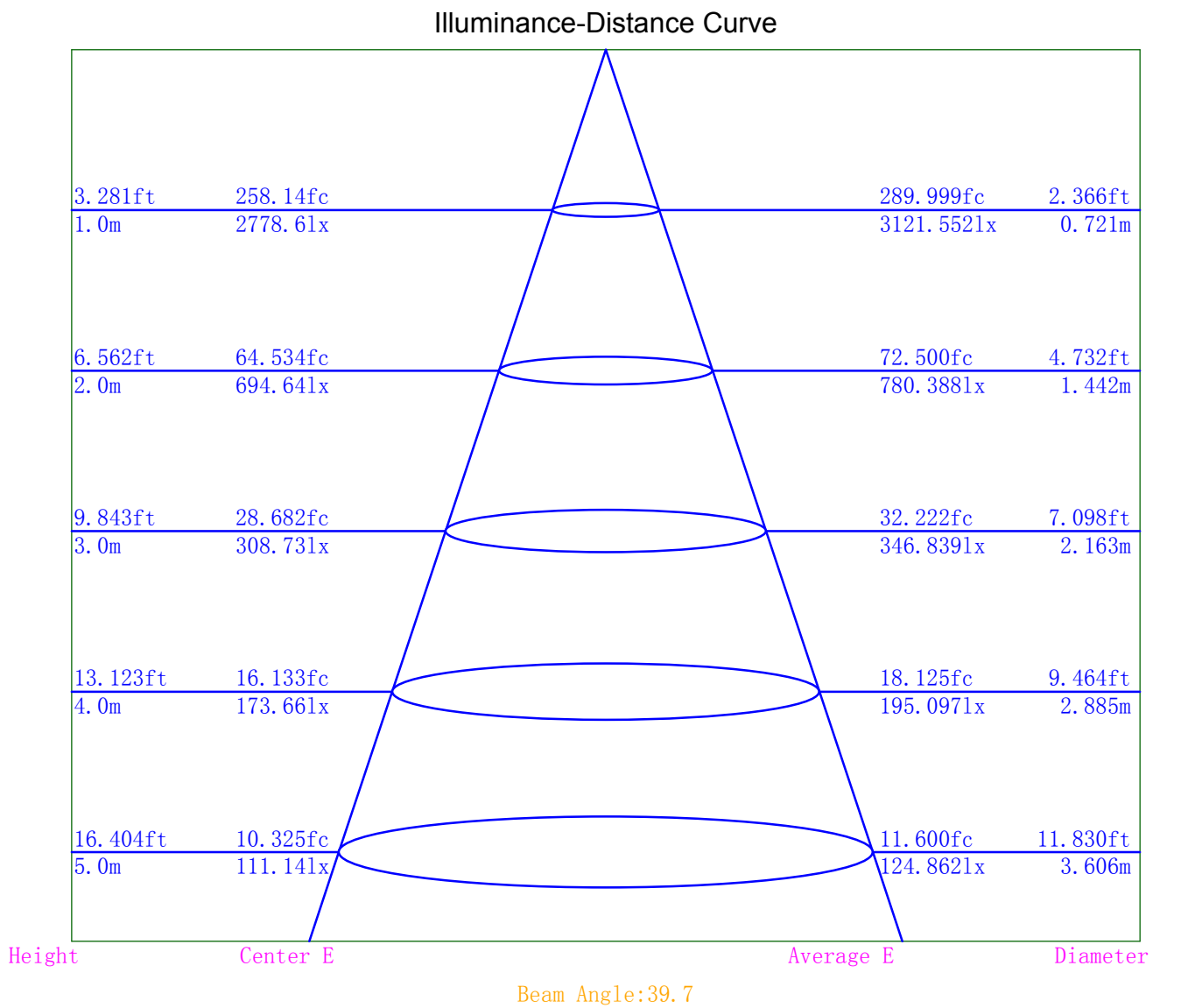
Space ISO Illuminance Curve



Space Plane Maximum Illuminance and @Angle:2805.94lx,3.0deg
Plane Maximum Lighting Intensity and @Angle:2822.350cd,0eg

Illuminance-Distance Diagram

Lum. Name:TR04-20-XX-01 2700K RA90 36D	Lum. Catelog:	Test ID:QIU MEI
Lamp Name:	Lamp Catelog:LED	Test Lab:Quality Department
Manufacture:Shenzhen Norming Lighting Co., Ltd	Test Machine:GON-2000	Test Date:2019/09/05



Indoor Luminance Limiting Curves

Lum. Name: TR04-20-XX-01 2700K RA90 36D	Lum. Catalog:	Test ID: QIU MEI
Lamp Name:	Lamp Catalog: LED	Test Lab: Quality Department
Manufacture: Shenzhen Norming Lighting Co., Ltd	Test Machine:GON-2000	Test Date: 2019/09/05

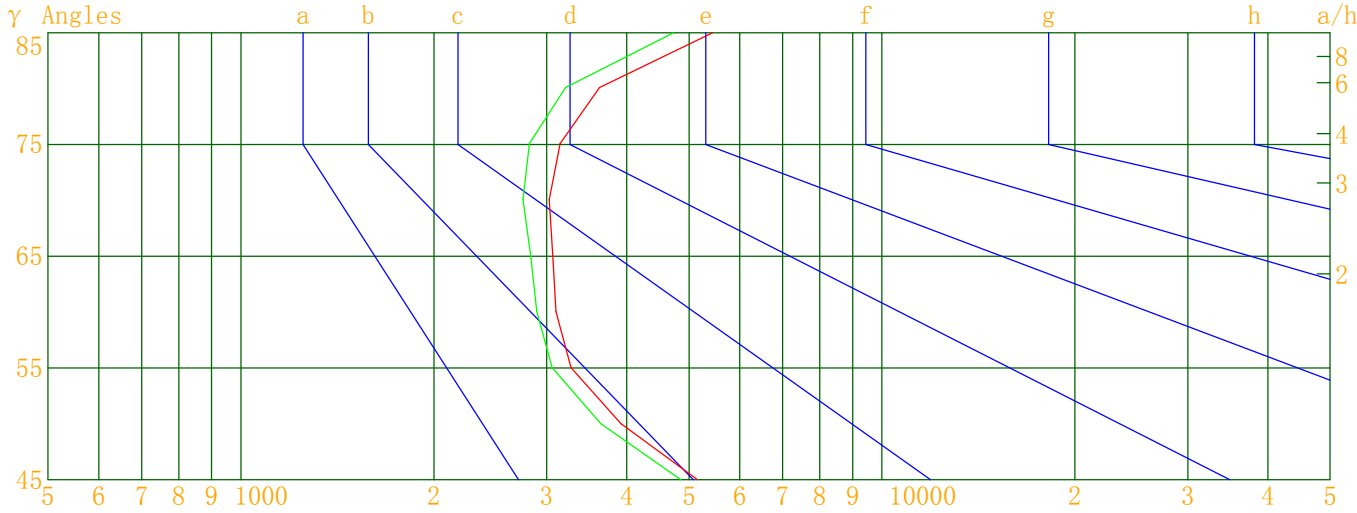
Glare Grade Table

GI	Quality	Using Illuminance							
1.15	A	2000	1000	500	<=300				
1.5	B		2000	1000	500	<=300			
1.85	C			2000	1000	500	<=300		
2.2	D				2000	1000	500	<=300	
2.55	E	a				2000	1000	500	<=300
			b	c	d	e	f	g	h

Luminance Table

Gama (deg)	45	50	55	60	65	70	75	80	85
C0	5155	3916	3272	3100	3065	3028	3148	3628	5438
C90	4856	3644	3058	2895	2832	2754	2820	3208	4731

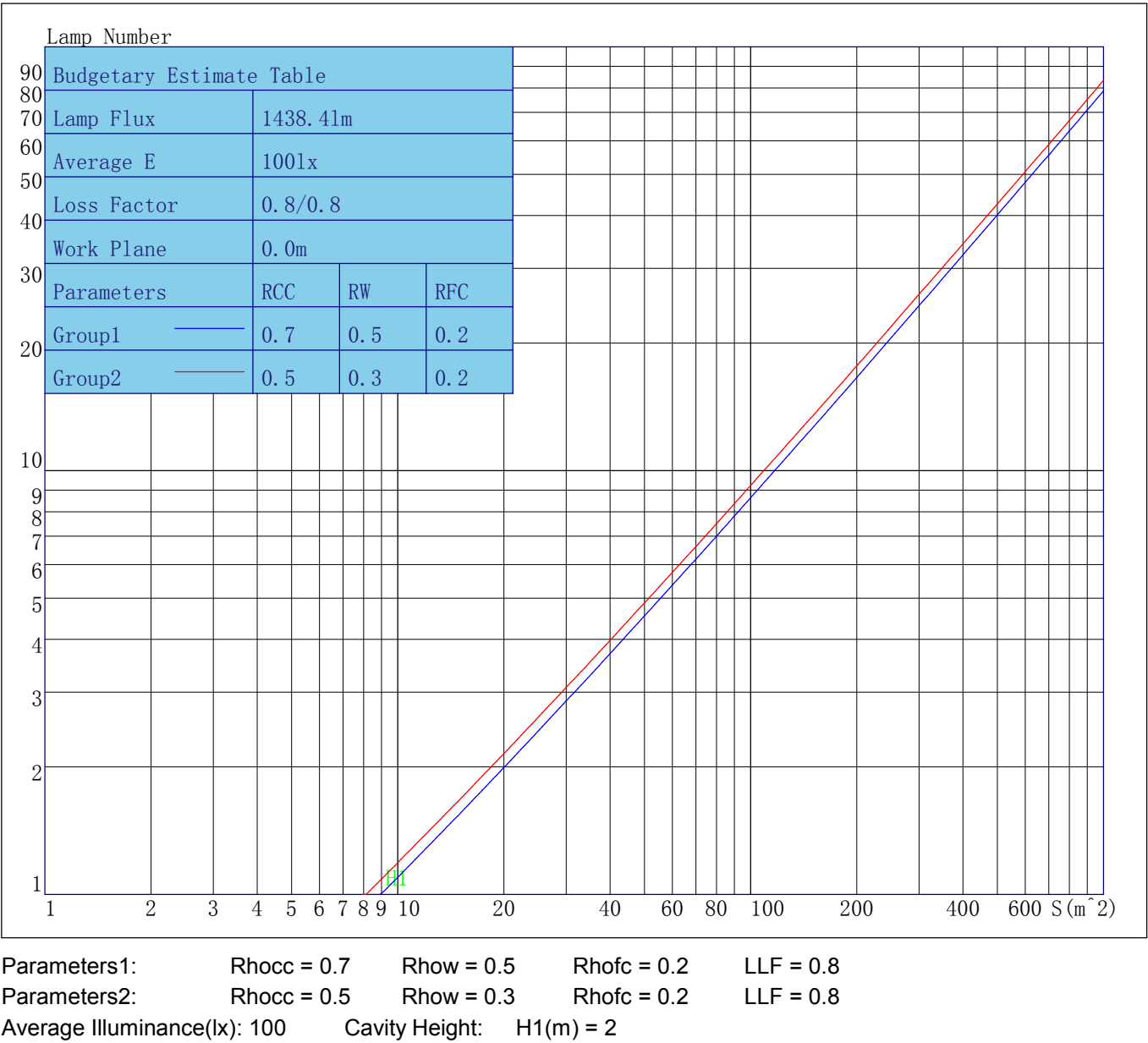
Luminance Limiting Curve



Luminous Size: Length(m)=0.060 Width(m)=0.060 Height(m)=0.250 Area(m^2)=0.018600
Luminous Type: Without Luminous Side
Luminous Curves: C0-C180 Color: — C90-C270 Color: —

Indoor Budgetary Estimate Table

Lum. Name:TR04-20-XX-01 2700K RA90 36D	Lum. Catelog:	Test ID:QIU MEI
Lamp Name:	Lamp Catelog:LED	Test Lab:Quality Department
Manufacture:Shenzhen Norming Lighting Co., Ltd	Test Machine:GON-2000	Test Date:2019/09/05



Indoor Coefficient of Utilization Table

Lum. Name:TR04-20-XX-01 2700K RA90 36D	Lum. Catelog:	Test ID:QIU MEI
Lamp Name:	Lamp Catelog:LED	Test Lab:Quality Department
Manufacture:Shenzhen Norming Lighting Co., Ltd	Test Machine:GON-2000	Test Date:2019/09/05

Coefficients of Utilization – Zonal Cavity Method																		
Coef.	Effective Floor Cavity Reflectance RFC=0.20																	
RhoCC (%)	80				70				50			30			10			0
RhoW (%)	70	50	30	10	70	50	30	10	50	30	10	50	30	10	50	30	10	0
RCR	Coefficient of Utilization(%)																	
0	118	118	118	118	115	115	115	115	110	110	110	104	104	104	100	100	100	97
1	113	110	108	105	110	108	106	103	103	101	100	99	98	96	95	94	93	91
2	108	103	99	96	105	101	97	94	97	95	92	94	92	90	91	89	87	86
3	103	97	92	88	101	95	91	87	92	89	86	89	86	84	87	84	82	81
4	98	91	86	82	96	90	85	82	88	83	80	85	82	79	83	80	78	76
5	94	86	81	77	92	85	80	77	83	79	76	81	78	75	80	76	74	72
6	90	82	77	73	89	81	76	72	79	75	72	78	74	71	76	73	70	69
7	86	78	73	69	85	77	72	69	76	71	68	74	70	67	73	70	67	66
8	83	74	69	65	82	74	69	65	73	68	65	71	67	64	70	67	64	63
9	80	71	66	62	79	71	66	62	70	65	62	69	64	61	68	64	61	60
10	77	68	63	60	76	68	63	59	67	62	59	66	62	59	65	61	59	57

Unified Glare Rating Table

Lum. Name: TR04-20-XX-01 2700K RA90 36D	Lum. Catalog:	Test ID: QIU MEI
Lamp Name:	Lamp Catalog: LED	Test Lab: Quality Department
Manufacture: Shenzhen Norming Lighting Co., Ltd	Test Machine:GON-2000	Test Date: 2019/09/05

Unified Glare Rating Table

Ceiling RCC	0.70	0.70	0.50	0.50	0.30	0.70	0.70	0.50	0.50	0.30
Wall RW	0.50	0.30	0.50	0.30	0.30	0.50	0.30	0.50	0.30	0.30
Floor RFC	0.20	0.20	0.20	0.20	0.20	0.20	0.20	0.20	0.20	0.20
Room Size	Vewed crosswise					Vewed endwise				
X=2H Y=2H	12.9	13.9	13.3	14.3	14.6	12.6	13.6	13.0	13.9	14.3
	13.6	14.5	14.1	14.9	15.3	13.3	14.1	13.7	14.5	15.0
	14.1	14.9	14.5	15.3	15.8	13.7	14.5	14.1	14.9	15.3
	14.6	15.3	15.1	15.8	16.2	14.1	14.9	14.6	15.3	15.7
	14.9	15.6	15.3	16.0	16.5	14.4	15.1	14.8	15.5	16.0
	15.2	15.9	15.7	16.3	16.8	14.6	15.3	15.1	15.7	16.2
X=4H Y=2H	13.0	13.8	13.5	14.3	14.7	12.7	13.5	13.2	13.9	14.4
	14.0	14.7	14.5	15.1	15.6	13.6	14.3	14.1	14.8	15.2
	14.6	15.2	15.1	15.7	16.2	14.2	14.8	14.7	15.3	15.8
	15.3	15.8	15.8	16.3	16.9	14.8	15.4	15.4	15.9	16.4
	15.7	16.2	16.2	16.7	17.2	15.2	15.7	15.7	16.2	16.7
	16.2	16.6	16.7	17.1	17.6	15.6	16.0	16.1	16.5	17.1
X=8H Y=4H	14.8	15.3	15.3	15.8	16.3	14.4	14.9	14.9	15.4	15.9
	15.7	16.1	16.3	16.6	17.2	15.2	15.6	15.8	16.2	16.7
	16.2	16.6	16.8	17.1	17.7	15.7	16.1	16.3	16.6	17.2
	16.9	17.2	17.5	17.7	18.4	16.3	16.6	16.9	17.1	17.8
X=12H Y=4H	14.8	15.2	15.4	15.8	16.3	14.4	14.8	14.9	15.4	15.9
	15.8	16.1	16.4	16.7	17.3	15.3	15.7	15.9	16.2	16.8
	16.4	16.7	17.0	17.2	17.9	15.9	16.2	16.5	16.7	17.4
Variations with the objerver position at spacings										
S=1.0H	0.2/-0.2					0.2/-0.2				
S=1.5H	0.3/-0.4					0.4/-0.4				
S=2.0H	0.4/-0.4					0.5/-0.5				
Reduced UGR Table:										
Nordic Standard Table:	BK0					BK0				
Correction Value	2.7					2.6				

o the CIE Pub.117, data has been corrected, refers to the lamp's lumens 8.2flm.

IES Indoor Report

Photometric Filename:TR04-20-XX-01 2700K RA90 36D.IES

Candela Tabulation

V/H	C0.0	C90.0	C180.0	C270.0
γ 0.0	2778.57	2778.57	2778.57	2778.57
γ 1.0	2793.71	2793.14	2756.34	2763.50
γ 2.0	2807.17	2801.12	2729.01	2740.01
γ 3.0	2817.50	2804.92	2696.05	2708.09
γ 4.0	2822.35	2802.34	2657.64	2670.49
γ 5.0	2822.22	2795.75	2609.26	2626.79
γ 6.0	2812.13	2782.94	2550.95	2573.85
γ 7.0	2792.09	2761.91	2483.17	2510.79
γ 8.0	2761.50	2733.51	2407.08	2441.13
γ 9.0	2722.37	2696.10	2323.53	2364.74
γ 10.0	2674.82	2648.15	2233.78	2281.81
γ 11.0	2617.66	2589.00	2137.52	2190.58
γ 12.0	2551.83	2519.68	2036.31	2091.55
γ 13.0	2478.54	2439.78	1928.47	1984.24
γ 14.0	2397.59	2352.91	1815.20	1870.36
γ 15.0	2308.96	2258.72	1697.37	1751.17
γ 16.0	2209.21	2156.10	1577.09	1627.70
γ 17.0	2099.00	2046.10	1452.86	1500.43
γ 18.0	1980.06	1928.90	1327.06	1370.91
γ 19.0	1853.87	1805.71	1201.00	1240.80
γ 20.0	1723.85	1679.67	1076.93	1114.76
γ 21.0	1591.13	1549.47	957.16	993.86
γ 22.0	1455.47	1417.98	842.53	877.72
γ 23.0	1319.16	1283.50	731.71	767.65
γ 24.0	1184.13	1150.37	628.45	664.21
γ 25.0	1053.09	1019.36	534.20	569.52
γ 26.0	926.46	895.42	452.68	486.22
γ 27.0	807.43	777.94	382.72	415.83
γ 28.0	699.64	671.35	324.38	356.06
γ 29.0	601.88	577.63	276.10	305.10
γ 30.0	515.92	496.27	236.49	263.27
γ 31.0	442.97	424.69	204.70	228.40
γ 32.0	381.49	363.97	176.59	196.50
γ 33.0	329.10	313.57	152.57	168.93
γ 34.0	284.26	269.34	132.40	145.01
γ 35.0	245.17	231.87	114.75	124.82
γ 36.0	212.10	198.33	99.89	107.41
γ 37.0	182.65	172.27	87.50	93.10
γ 38.0	158.04	148.03	77.34	81.33
γ 39.0	136.72	128.88	69.12	71.88
γ 40.0	118.54	111.69	62.58	64.49
γ 41.0	103.37	97.64	57.47	58.76
γ 42.0	91.08	86.04	53.41	54.35
γ 43.0	81.29	76.85	50.06	50.87
γ 44.0	73.76	69.60	47.12	47.99
γ 45.0	67.81	63.87	44.43	45.42
γ 46.0	62.90	59.19	41.60	42.94

Candela Tabulation - (Cont.)

V/H	C0.0	C90.0	C180.0	C270.0
γ 47.0	58.68	55.12	38.61	40.22
γ 48.0	54.80	51.31	36.05	37.61
γ 49.0	50.82	47.42	34.39	35.92
γ 50.0	46.82	43.56	32.89	34.63
γ 51.0	43.53	40.34	31.61	33.46
γ 52.0	41.06	38.03	30.55	32.45
γ 53.0	38.74	35.96	29.54	31.36
γ 54.0	36.73	34.19	28.71	30.50
γ 55.0	34.91	32.63	28.01	29.78
γ 56.0	33.25	31.13	27.34	29.08
γ 57.0	32.00	29.92	26.64	28.42
γ 58.0	30.89	28.88	25.98	27.73
γ 59.0	29.82	27.89	25.26	27.02
γ 60.0	28.83	26.92	24.53	26.25
γ 61.0	27.85	26.00	23.78	25.50
γ 62.0	26.88	25.06	22.99	24.74
γ 63.0	25.91	24.11	22.05	23.88
γ 64.0	24.99	23.19	21.12	22.94
γ 65.0	24.10	22.26	20.25	22.00
γ 66.0	23.13	21.25	19.37	21.10
γ 67.0	22.09	20.24	18.50	20.22
γ 68.0	21.10	19.30	17.65	19.35
γ 69.0	20.17	18.40	16.83	18.48
γ 70.0	19.26	17.52	16.01	17.64
γ 71.0	18.38	16.66	15.21	16.80
γ 72.0	17.53	15.84	14.44	16.00
γ 73.0	16.71	15.07	13.70	15.21
γ 74.0	15.92	14.31	12.98	14.46
γ 75.0	15.15	13.57	12.29	13.71
γ 76.0	14.42	12.89	11.60	12.98
γ 77.0	13.71	12.23	10.94	12.28
γ 78.0	13.03	11.58	10.30	11.60
γ 79.0	12.36	10.96	9.67	10.93
γ 80.0	11.72	10.36	9.08	10.29
γ 81.0	11.10	9.78	8.50	9.65
γ 82.0	10.51	9.23	7.94	9.05
γ 83.0	9.91	8.69	7.40	8.46
γ 84.0	9.35	8.18	6.88	7.89
γ 85.0	8.82	7.67	6.39	7.34
γ 86.0	8.28	7.18	5.91	6.84
γ 87.0	7.77	6.72	5.45	6.33
γ 88.0	7.29	6.29	5.14	5.88
γ 89.0	6.82	5.87	5.03	5.62
γ 90.0	6.38	5.48	4.91	5.49
γ 91.0	5.97	5.24	4.82	5.37
γ 92.0	5.76	5.12	4.73	5.25
γ 93.0	5.63	5.02	4.65	5.14

Candela Tabulation - (Cont.)

V/H	C0.0	C90.0	C180.0	C270.0
γ 94.0	5.51	4.93	4.57	5.04
γ 95.0	5.40	4.84	4.49	4.95
γ 96.0	5.28	4.74	4.41	4.87
γ 97.0	5.18	4.67	4.36	4.79
γ 98.0	5.08	4.59	4.30	4.71
γ 99.0	4.99	4.52	4.24	4.63
γ 100.0	4.89	4.43	4.19	4.58
γ 101.0	4.81	4.37	4.13	4.51
γ 102.0	4.72	4.30	4.08	4.45
γ 103.0	4.65	4.23	4.05	4.41
γ 104.0	4.57	4.17	4.01	4.35
γ 105.0	4.50	4.10	3.98	4.30
γ 106.0	4.43	4.05	3.95	4.27
γ 107.0	4.36	4.00	3.92	4.23
γ 108.0	4.30	3.94	3.90	4.21
γ 109.0	4.23	3.89	3.90	4.18
γ 110.0	4.18	3.85	3.89	4.16
γ 111.0	4.13	3.81	3.89	4.15
γ 112.0	4.07	3.78	3.89	4.15
γ 113.0	4.04	3.74	3.91	4.15
γ 114.0	4.00	3.72	3.93	4.16
γ 115.0	3.97	3.70	3.97	4.17
γ 116.0	3.94	3.70	4.01	4.21
γ 117.0	3.91	3.70	4.06	4.25
γ 118.0	3.92	3.70	4.12	4.29
γ 119.0	3.91	3.71	4.20	4.35
γ 120.0	3.91	3.73	4.27	4.43
γ 121.0	3.93	3.75	4.38	4.50
γ 122.0	3.96	3.79	4.47	4.59
γ 123.0	3.99	3.84	4.59	4.69
γ 124.0	4.03	3.90	4.72	4.80
γ 125.0	4.09	3.96	4.84	4.93
γ 126.0	4.17	4.05	5.01	5.07
γ 127.0	4.24	4.15	5.17	5.23
γ 128.0	4.34	4.25	5.33	5.39
γ 129.0	4.44	4.36	5.52	5.55
γ 130.0	4.55	4.49	5.71	5.73
γ 131.0	4.67	4.63	5.91	5.92
γ 132.0	4.81	4.77	6.11	6.12
γ 133.0	4.97	4.93	6.34	6.32
γ 134.0	5.13	5.11	6.56	6.54
γ 135.0	5.31	5.30	6.78	6.76
γ 136.0	5.49	5.48	7.01	6.99
γ 137.0	5.68	5.68	7.26	7.21
γ 138.0	5.89	5.89	7.50	7.44
γ 139.0	6.10	6.12	7.74	7.68
γ 140.0	6.33	6.34	7.99	7.91

Candela Tabulation - (Cont.)

V/H	C0.0	C90.0	C180.0	C270.0
γ 141.0	6.55	6.57	8.23	8.15
γ 142.0	6.79	6.80	8.47	8.39
γ 143.0	7.02	7.03	8.71	8.62
γ 144.0	7.27	7.27	8.96	8.84
γ 145.0	7.51	7.52	9.19	9.07
γ 146.0	7.76	7.76	9.42	9.30
γ 147.0	8.01	8.01	9.64	9.51
γ 148.0	8.25	8.25	9.86	9.73
γ 149.0	8.49	8.48	10.07	9.92
γ 150.0	8.73	8.71	10.27	10.13
γ 151.0	8.97	8.94	10.47	10.31
γ 152.0	9.20	9.17	10.64	10.48
γ 153.0	9.43	9.39	10.81	10.64
γ 154.0	9.64	9.61	10.96	10.79
γ 155.0	9.85	9.81	11.10	10.92
γ 156.0	10.04	10.00	11.23	11.05
γ 157.0	10.24	10.19	11.33	11.15
γ 158.0	10.41	10.35	11.43	11.24
γ 159.0	10.57	10.50	11.49	11.31
γ 160.0	10.72	10.65	11.56	11.37
γ 161.0	10.85	10.77	11.61	11.43
γ 162.0	10.96	10.89	11.65	11.46
γ 163.0	11.07	11.00	11.68	11.48
γ 164.0	11.16	11.09	11.70	11.52
γ 165.0	11.24	11.17	11.72	11.55
γ 166.0	11.30	11.23	11.74	11.56
γ 167.0	11.35	11.29	11.76	11.59
γ 168.0	11.40	11.34	11.77	11.61
γ 169.0	11.46	11.39	11.79	11.63
γ 170.0	11.51	11.43	11.81	11.66
γ 171.0	11.55	11.47	11.83	11.69
γ 172.0	11.59	11.51	11.87	11.72
γ 173.0	11.64	11.56	11.89	11.77
γ 174.0	11.67	11.61	11.91	11.81
γ 175.0	11.72	11.66	11.93	11.85
γ 176.0	11.77	11.70	11.95	11.89
γ 177.0	11.80	11.75	11.96	11.92
γ 178.0	11.85	11.80	11.96	11.94
γ 179.0	11.89	11.84	11.96	11.93
γ 180.0	11.91	11.91	11.91	11.91